

ROLL IN BLAST CHILLER FREEZER

WMBCF-175/220/350

A choice of chiller freezer capacities of 175, 220 or 350lbs make these the ideal solution for large foodservice operations - designed to reduce the temperature of 2" thick, uncovered food from 160°F to 38°F in approximately 90 minutes and 160°F to 0°F in approximately 240 minutes and is built to ISO 9001 & 14001 standards.

Refrigeration System

The WMBCF models require a remote condensing unit or the equivalent to support operation.

The optional self-contained top mounted refrigeration system allows for use as a +38°F storage refrigerator. (No freezer option only available for positive temperature storage). Expansion and solenoid valves are standard and an external drain line is required to remove condensate water.

Control Panel

The unique 1-2-3 microprocessor initiates blast cycles in three simple steps. Features include built-in alarms. The chilling/freezing process can be controlled with the supplied temperature food probes or a digital timer, which can be programmed with two preset chilling times for specific food products.

HACCP Data Logger System records, stores and prints temperature data for up to 7 days in accordance with HACCP guidelines. Its built-in thermal printer provides simplified documentation and HACCP record keeping.

May be used with optional NAFEM Data Protocol compliant documentation software for HACCP monitoring to transfer data from kitchen to a remote Windows® compatible computer system.

Cabinet

Exterior is heavy gauge stainless steel front, back, sides and door. The top is galvanized steel and the interior is heavy gauge stainless steel with radius corners.

Doors

The door is hinged right and cannot be site reversed.

Standard with flush recessed handle, hydraulic closer, magnetic gasket, heater and self-closing hinges with a 90° "stay open" feature.

Construction

Roll-in Blast Chiller Freezers are made from walk-in type cam-lock panels and are delivered knocked down for ease of installation. Panel assembly is required on site.

Standard Features

- Three operational functions:
 - Soft chill processing refrigerator
 - +38°F storage refrigerator
 - Blast chill and blast freeze cycle controlled automatically by either a food probe or digital timer
 - Two (2) preset chill times: 90, 240 minutes
 - Three (3) food probes with digital temperature indication
 - Cabinet temperature digital display
 - Food temperature digital display
 - Defrost mode indicator
 - On/off, blast chill/freeze cycle and cancel buttons
 - Diagnostic trouble shooting capability
- High and low temperature alarm
- Power and component failure alarms
- HACCP data logger system records, stores and prints temperature data up to 7 days
 - After termination of chill/freeze mode
 - After cancellation of chill/freeze mode
 - Daily at midnight
 - Seven (7) day history on demand
 - Built-in thermal printer
- Compartment accepts one (1) roll-in cart 27" wide x 40" deep x 72" high

- Complies with FDA, NSF 7 and HACCP guidelines
- Defrost on demand or automatic defrost
- Precision injected, high density, environment friendly 3½" insulation. Provides excellent thermal efficiency with low GWP and zero ODP
- Electro fin, corrosion resistant coils and hyblade fan motors – the engineers choice for the quietest, most powerful and energy efficient fans.

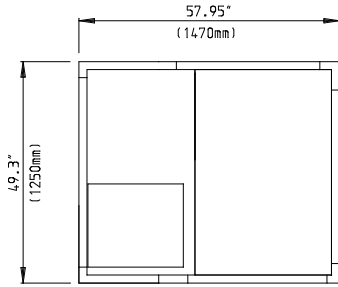
Optional Features and Accessories

- Reverse door swing (factory install only)
- Roll-thru (specify door swing)
- Indoor/Outdoor remote condensing Units
- Storage Refrigeration Pod (Chill only, increases overall height by 8")
- Stainless steel floor ramps
- Stainless steel roll-in rack (Single Section)
- HACCP monitoring

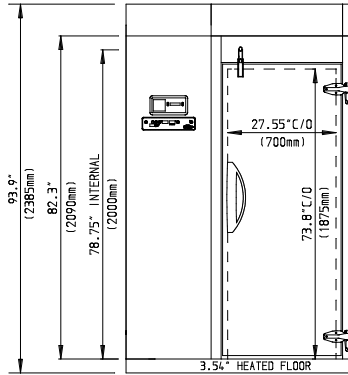
Note: Extra wide doors for combi oven racks are available. Outside dimensions become 65.8" W x 49.3" D x 94" H. Clear door opening becomes 35.43" W x 73.8" H

Roll-In Rack

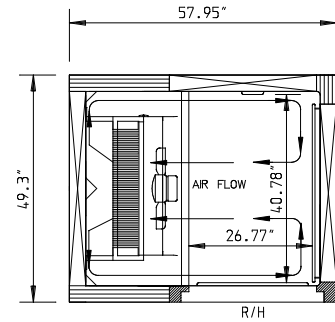
Stainless steel removable rack guides protect wall panels from damage. Optional racks are available from the factory. Maximum rack size is 27" wide x 40" deep x 72" high exterior dimensions including casters.



Top view



Front view



Top Internal view

NOTE: If cabinet is located directly against a wall an all around clearance of 2" is required, and a minimum clearance of 10" under ceiling.

We reserve the right to change specifications and product design without notice. Such revisions do not entitle the buyer to corresponding changes, improvements, additions or replacements for previously purchased equipment.

Characteristics	WMBCF175	WMBCF220	WMBCF350
Capacity (lbs./90 Mins.)	175	220	350
Width (overall)	57 ⁹ / ₁₀ "	57 ⁹ / ₁₀ "	57 ⁹ / ₁₀ "
Depth (overall)	49 ¹ / ₃ "	49 ¹ / ₃ "	49 ¹ / ₃ "
Depth, door open 90°	76 ⁴ / ₅ "	76 ⁴ / ₅ "	76 ⁴ / ₅ "
Height	94"	94"	94"
Clear door width	27 ¹ / ₂ "	27 ¹ / ₂ "	27 ¹ / ₂ "
Clear door height	73 ⁴ / ₅ "	73 ⁴ / ₅ "	73 ⁴ / ₅ "
No. Of carts (optional)	1	1	1
Cabinet voltage	208/60/3	208/60/3	208/60/3
Feed wires (with ground)	3	3	3
Total amperes	10	10	10

Crated dimensions & weights.	Height	Width	Depth	Weight
WMBCF-175	59"	94.5"	52"	1026 lbs
WMBCF-220	59"	94.5"	52"	1026 lbs
WMBCF-350	59"	94.5"	52"	1026 lbs

Remote Blast Chill/Freeze Refrigeration Data	Refrigerant	Liquid line size	Suction line size	BTUH*
WMBCF-175	R404A	1/2"	1 1/4"	14900
WMBCF-220	R404A	1/2"	1 1/4"	20500
WMBCF-350	R404A	1/2"	1 1/4"	30900

*BTUH @ 90°F. Ambient, -22°F. Evaporator

Dimensional tolerance ± 1/4" Metric dimensions (mm)